




Take the guess work out of “gauging” your yarn stash.

Have you found a pattern that you just love and you want to use up some of that yarn in your treasured stash, but you don't know what yarn is what gauge? Or maybe you want to organize your stash by gauge? It's easy with [Nancy's Knit Knacks WPI \(Wraps Per Inch\) Tool](#).

Simply grab the leftover yarn you would like to use and follow these three easy steps.

- 

1) Hold the WPI tool in your hand and slide the yarn tail through the top slit to hold the yarn in place.
- 

2) Slide the yarn through the guide and down towards the wooden handle. Lightly guide the yarn around the handle and begin twisting. Continue to wrap the yarn around until you have reached at least the one inch mark. If you are using a “hairy” or “bumpy” yarn you need to allow space between each wrap and may want to continue to wrap to the 2 or 3 inch mark.
- 

3) When you have completed your wraps, count the number of rows that were created on the handle. If you only wrapped to the one inch mark then the number you have counted is the number you should use on the corresponding reference card. If you have gone past the one inch mark you must remember to count the total wraps and divide by either 2 or 3 depending on where you stopped wrapping. Take the number of rows and move across the top row of the reference chart until you have found a category it will fit in. Check the gauge icon directly above; this is the weight or gauge of the yarn you measured.

If you feel you have made an error in your wrapping, just unwind and start again from the beginning. The key to this is not to pull the yarn too tight or too loose when wrapping onto the handle.

 <p>1</p> <p><u>Lace Weight</u> 35+ WPI</p>	 <p>1</p> <p><u>Fingering Weight</u> 19-22 WPI</p>	 <p>2</p> <p><u>Sport Weight</u> 15-18 WPI</p>	 <p>3</p> <p><u>DK Weight</u> 12-14 WPI</p>
 <p>4</p> <p><u>Worsted Weight</u> 9-11 WPI</p>	 <p>4</p> <p><u>Heavy Worsted Weight</u> 9-11 WPI</p>	 <p>5</p> <p><u>Bulky Weight</u> 7-8 WPI</p>	 <p>6</p> <p><u>Super Bulky</u> 6+ WPI</p>